



Objective: To observe the effect of joint expansion in respect of a joint sealant section 5mm wide by 7mm deep.




Set-up (photo 1): HydroHALT was installed between a shower tray section and adjacent wall. The joint was sealed with Sealux-N and allowed to cure. The resulting joint sealant section measured 5mm wide by 7mm deep.


Test: (photo 2 & film clip 3): The shower tray was moved downward to simulate joint expansion in the intended shower environment.

Observations: Horizontal joint expansion generated shear tensile force in the sealant. This shear tensile force was absorbed through both elongation of the sealant and deflection in the HydroHALT strip particularly along its point on connection with the sealant.


Sealant width = 5mm
Sealant depth = 7mm




Sealant width = 5mm
Sealant depth = 7mm



Sealant width = 5mm
Sealant depth = 7mm



Sealant width = 5mm
Sealant depth = 7mm





Test Report

This document is formatted by Sealux with an emphases on photographs and a video to accommodate the curiosity of normal consumers rather than experts skilled in the art of deciphering columns and rows of test data.

The performance observations made herein are supported by the respective test images shown which we believe are a transparent and a repeatable means of substantiating the unique capabilities of the HydroHALT Sealing System.

Installers

Shower tray, bath and wall surfaces will differ from installation to installation.

Installers should satisfy themselves before installing the HydroHALT Sealing System that surfaces onto which Sealux-N is being applied are clean and structurally fit for purpose.

Some acrylic shower trays, particularly those with a hi-gloss surface finish may not accommodate adhesion with sealants.

Test Report July/2214

Sealux Limited
26 Upper Churchtown Road, Dublin 14, Ireland.
Tel: + 353 1 298 9121 Fax: + 353 1 298 9119
UK Tel: 0870 876 0121 Fax: 0870 876 0119
Website: www.sealux.com info@sealux.com